



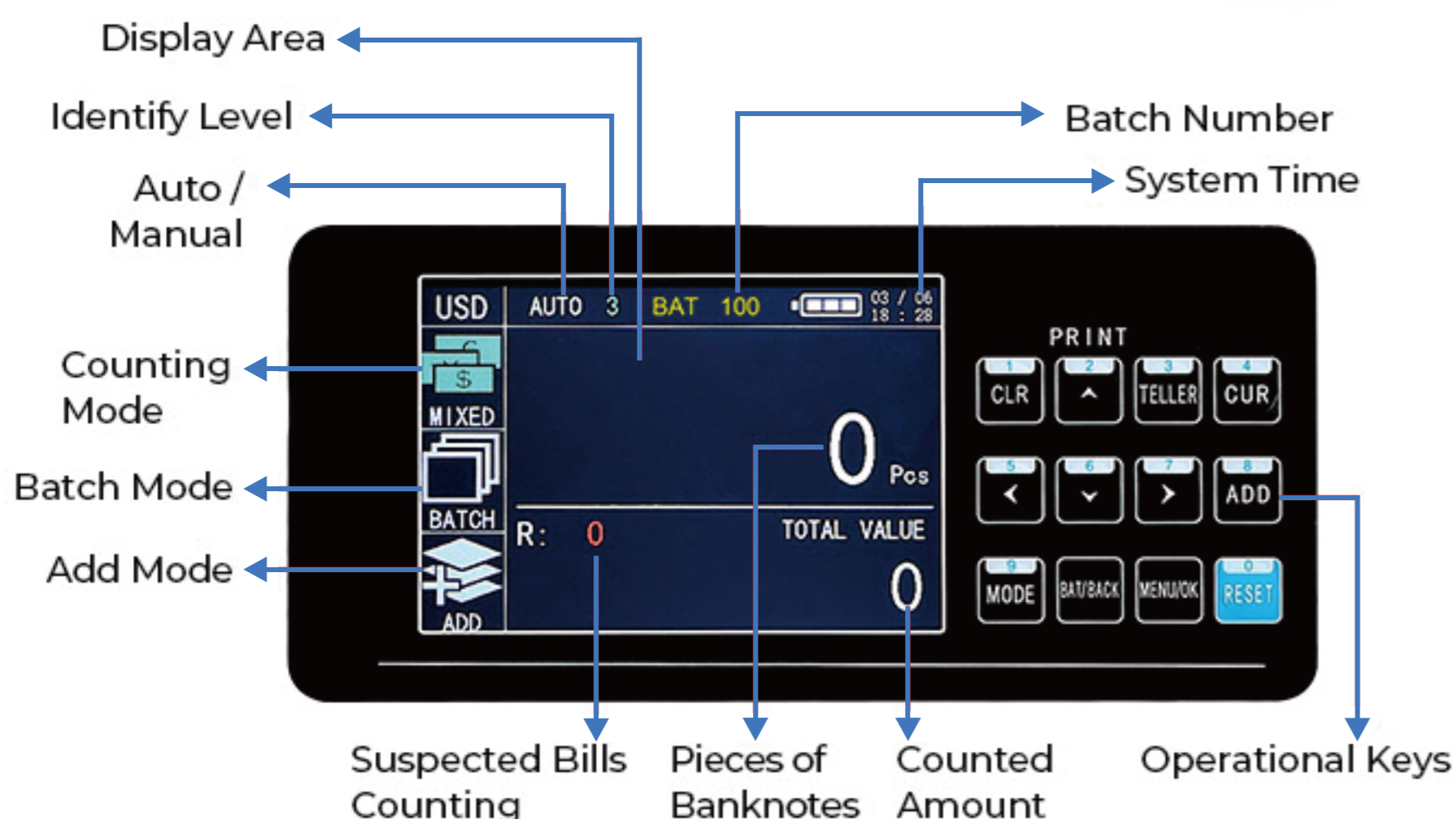
Instructions For Use

Security Notification: The bill counter should be used on a stable platform, away from vibration, high temperature, and strong light. Keep each rubber wheel clean and free of dirt, liquid, grease, etc., otherwise it will cause inaccurate counting results and false alarms.

- Regularly clean the inside and outside of the bill counter to prevent dust accumulation and affect the normal operation of the machine.
- Scan the QR code to get detailed instructions on how to operate the machine.



URL: <https://youtu.be/z743GGLuDic>



Touch Key Function Description

- TELLER: Check the denomination breakdown
- CUR: Select currency
- ADD: Select accumulative counting ON/OFF
- MODE: Select counting mode: MIXED-SORT-COUNT
- BAT/BACK: Select batch number ON/OFF and return to the previous interface
- MENU/OK: Enter the setting menu/Confirm the option



Folded



Curved



Wet or Excessively spoiled

Note Guider ▶



Bill Counter Data Collection

- Special software helps to collect false data.
- Correctly collect the banknote data according to the released guide video to avoid incorrect.

use: <https://youtu.be/4ZIQXOD8Cek>



Dear Customers,
contact us for further assistance:



Email
wei@weirong.cn



Phone
+86 13858700195



WhatsApp
+86 13858700195



Website
www.hkweirong.com



Flea Market :



Count mixed denominations of one currency



MIXED MODE

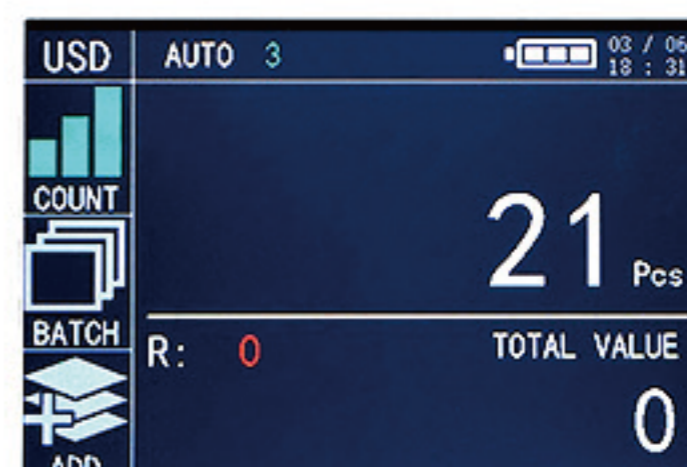
DEN	PCS	VALUE
100	1	100
20	1	20
10	1	10
1	18	18
TOTAL	21	148

Breakdown list

Dining car :



Count the number of one denomination



COUNT MODE

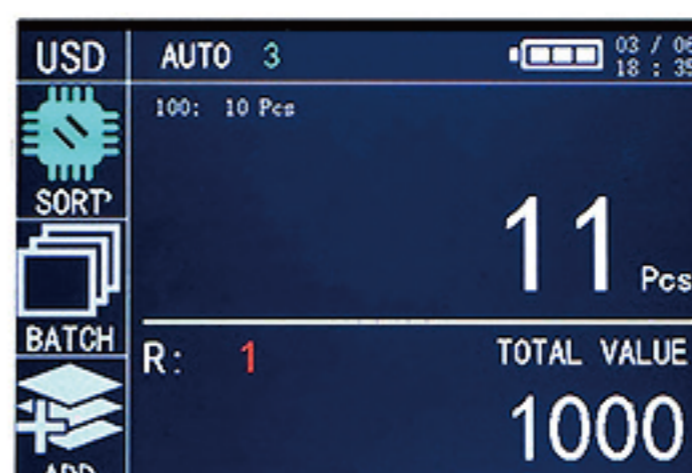
Ultra Compact and Lightweight :



Sort other denominations from main denomination



IMAGE ERROR



SORT MODE

